

OPERATION MANUAL

Alc Alert



WARNING/AGREEMENT: Because of the variables involved in the timing of alcohol consumption, individual metabolism, and self-administration, the user of this product agrees (1) not to hold the manufacturer, dealer, wholesaler, or distributor responsible for the consequences of any decision, based on the use of this product, to operate a vehicle, boat, or aircraft or other equipment and (2) to hold them harmless from the claims of others arising out of any such decision. IF YOU DO NOT AGREE, YOU SHOULD PROMPTLY RETURN THIS PRODUCT TO THE PLACE OF PURCHASE, UNUSED, FOR A FULL REFUND.

BREATH ALCOHOL DETECTOR

MODELS BT5500 & BT5300



Intended Use:

The **AlcAlert** Breath Alcohol Detector is a screening test device for the rapid detection of alcohol in the breath. The test is used to obtain a visual quantitative result that approximates the level of alcohol concentration in the blood stream, and is intended for over the counter sale to the home user.

Making Ordinary Products Extraordinary

BEFORE USING THE UNIT

The **AlcAlert** Breath Alcohol Detector uses advanced semi-conductor gas sensor technology to approximate the percent of blood alcohol concentration (%BAC) from your breath. Please take a few moments to review the entire manual before using the unit.

Before using the AlcAlert Breath Alcohol Detector:

- When inserting batteries (not included with all models), please note the correct polarity on the inside of the battery case. Inserting the batteries with the incorrect polarity may damage the unit.
- Do not blow smoke or fluids into the mouth vent, as this may damage the sensor. Similarly, certain gases such as silicone compounds, sulfur, and freon gases can also damage your sensor. Keep the unit away from all liquids and store in a safe environment.
- If the unit needs to be cleaned, wipe gently with a soft cloth. Do not use any cleaning agents.
- Allow 30 minutes after consuming alcohol or smoking before using the unit. This helps to ensure the breath sample is taken from your lungs, and not from

USING THE UNIT

the alcohol within your mouth, which may result in a higher reading. In some cases, it may take up to one hour to reach the highest blood alcohol level after the last consumption of alcohol.

- Each individual's body responds to the consumption of alcohol differently. Consequently, a person's ability to drive safely may be impaired at a point well below the legal blood alcohol limit.

Using the unit

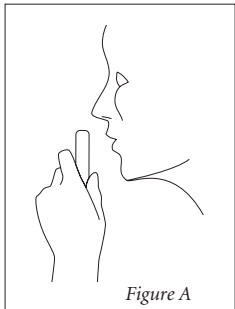
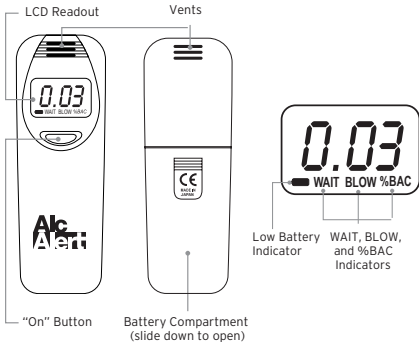
1. Press the "On" button

The unit beeps once, the "WAIT" indicator flashes, and the unit begins

a "warm-up" countdown from 14-to-0 or 6-to-0 (see Additional Information). You must wait until the countdown is complete. Proceed with step 2 only when the unit beeps twice and the "BLOW" indicator flashes.

If "SAT" (saturation) flashes after the countdown is completed and the unit turns off, the sensor is saturated. Saturation occurs when alcohol moisture is present on the sensor from a prior use, or after a long period of inoperability. Without this feature, the unit would display

USING THE UNIT



USING THE UNIT

inaccurate results. Gently shake the unit 4 to 5 times before pressing the “On” button again. Repeat this process as many times as necessary until “SAT” no longer appears.

2. **Blow into the vent**

Blow continuously for about 5 seconds, until the unit beeps 3 times before displaying the results. Immediately as you start to blow, “Err” (Error) flashes until the unit beeps 3 times. Blow from between your lips, as if gently cooling a spoonful of soup. A distance of about half an inch to one inch between the vent and the mouth is suggested. (See *figure A*.)

Note: If you do not apply any breath at all, or if you stop blowing before you hear 3 beeps, the LCD flashes “Err” to indicate that you did not apply any or sufficient breath through the vent. If so, ignore the results and repeat the process.

3. **Read the results**

The %BAC results are displayed on the LCD display for about 5 seconds after the reading is taken. The results then flash for a few seconds until the unit turns off automatically.

The results are shown in increments of 0.01, ranging from 0.00 to 0.12.

USING THE UNIT

Results greater than 0.12 %BAC are displayed as “+12”.

The %BAC (Blood Alcohol Content) is the amount of alcohol in the bloodstream. For instance, having a %BAC of 0.10 means that a person has 1 part alcohol per 1,000 parts blood in the body.

Additional information:

- The normal warm-up countdown is from 6-to-0. However, if it has been more than 1 hour since the last operation, the unit begins a 14-to-0 warm-up countdown.




The sensor must be warmed up properly to report accurate readings. Therefore, always disregard the results following the initial 14-to-0 warm-up countdown.


- If the low battery indicator flashes then remains on during use, replace the batteries.
- Model BT5500 includes a backlight (not included in model BT5300). The backlight turns on and off automatically.
- Always blow into the unit in a consistent manner. Different blowing


ADDITIONAL INFORMATION

conditions may produce different results.

- Your unit is more accurate when your true blood alcohol concentration is between 0.02 %BAC and 0.08 %BAC and less accurate as your blood alcohol concentration is over 0.08 %BAC.

 Each individual's body responds to the consumption of alcohol differently. Consequently, a person's ability to drive safely may be impaired at a point well below the legal blood alcohol limit.

 The **AlcAlert** Breath Alcohol Detector should be used only to give an indication of the possible presence of alcohol in the blood. You should not rely upon it as the sole basis to determine intoxication or whether it is safe to drive a vehicle, operate equipment, or engage in dangerous activities.

 PNI Corporation does not recommend drinking and driving. If you are going to drink alcohol, always have a non-drinking designated driver. Do not drink and drive!

SPECIFICATIONS

- **Dimensions:**
3.5" x 1.25" x 0.5"; 1.6 ounces
- **Sensor:**
Semiconductor gas sensor
- **Accuracy*:**
±20% at 0.08 %BAC for two years, under normal operating conditions and factors**
- **Display:**
%BAC in 0.01 increments ranging from 0.00 to 0.12
- **Battery life:**
2 AAA alkaline batteries for over 300 uses
- **Product lifetime:**
Two years, under normal operating conditions and factors
- **Temperature range:**
-4°F to +158°F (storage);
32°F to +104°F (operating)
- * *Accuracy varies depending on individual metabolism, blowing conditions, humidity, and the condition of the sensor.*
- ** *Normal operating conditions and factors means an ambient temperature range of 50°F to 95°F; a relative humidity range of 40% to 60%; a clean air environment (no contamination or poisoning agents), and normal usage (less than 20 operations/day).*

SERVICE AND REPLACEMENT

Customer Service

Please e-mail customer service department at customerservice@pnicorp.com or call us between the hours of 7:00 a.m. and 4:00 p.m. (PST) Monday through Friday, with your questions.

Warranty Service

For the fastest service, it is best to contact or return your unit to the place of purchase within 30 days of the purchase. If you wish to return the unit for replacement or repair to PNI Corporation, please follow the following procedures:

1. Obtain a return merchandise authori-

zation (RMA) number by contacting PNI Corporation.

- By phone: (888) 422-6672 (toll-free within the U.S.A. only) or at (707) 566-2260
- By fax: (707) 566-2261
- By e-mail: techsupport@pnicorp.com

2. Provide a proof of purchase, such as a mechanical reproduction or carbon copy of a sales receipt. If you send your original receipt, it cannot be returned. Proof of purchase must show printed date of purchase, model number, and place of purchase. There will be a charge

SERVICE AND REPLACEMENT

for repair or replacement if no proof of purchase is provided or if it is past the warranty period.

Once you have acquired an RMA number, pack the unit securely to prevent damage in transit. If possible, use the original packing material and box. Be sure to send the entire product.

3. Ship prepaid and insured by way of a traceable carrier, such as United Parcel Service (UPS), Roadway Parcel Service (RPS), or First Class Mail to avoid loss in transit.
4. Write the issued RMA number on the

outside of your package and send your proof of purchase and description of the problem to the following address:

PNI Corporation
5464 Skylane Blvd., Suite A
Santa Rosa, CA 95403-1084

Type or print your name and address where the replacement should be delivered. After receipt of your documents and unit, a replacement unit will be sent to you. Please allow 2 to 3 weeks from receipt of your returned product to delivery of your replacement.

LIMITED WARRANTY; LIMITATION OF LIABILITY

PNI Corporation manufactures its products from parts and components that are new or equivalent to new in performance and warrants to the original user that this product will be free of defects in workmanship and materials for ninety (90) days from the date of purchase. This warranty does not cover wear and tear due to normal use, or damage to the product as the result of improper usage, neglect of care, alteration, accident or unauthorized repair.

If the product is found by PNI to be defective and you have provided proof of purchase acceptable to PNI, PNI's entire

liability and your exclusive remedy for breach of warranty shall be that PNI, at its option, will replace or repair the product and return the replacement or repaired product to you at no charge, provided that you ship the product to PNI at your expense. PNI warrants the repaired or replaced product to be free from defects in material and workmanship for a period of ninety (90) days from the date it is shipped to you.

THE FOREGOING WARRANTY IS GIVEN IN LIEU OF AND PNI DISCLAIMS ALL OTHER WARRANTIES OR REPRESENTATIONS, EXPRESSED OR IMPLIED, IN FACT OR IN LAW, WITH

LIMITED WARRANTY; LIMITATION OF LIABILITY

RESPECT TO THIS PRODUCT, INCLUDING, BUT NOT LIMITED TO, (1) THE IMPLIED WARRANTIES OF MERCHANTABILITY AND OF FITNESS FOR A PARTICULAR PURPOSE, OR (2) THAT USE OF THE PRODUCT WILL BE UNINTERRUPTED AND ERROR FREE.

PNI shall have no liability for any indirect or speculative damages (including, but not limited to, consequential, incidental, and special damages) relating to the use of or inability to use this product, whether arising out of contract, negligence, tort, or under any warranty theory, or for infringement of any other party's intellectual property rights, irrespective of whether PNI had

advance notice of the possibility of any such damages, including, but not limited to, loss of use, revenue, or profit. In no event shall PNI's total liability for all claims regarding the product exceed the price paid for the product. PNI neither assumes nor authorizes anyone to assume for it any other liabilities.

NOTES





PNI Corporation

www.pnicorp.com

80-1200-0005

Version C2-01